



CASH VALVE MODEL C600 CRYOGENIC RELIEF VALVE

A pressure relief valve for industrial gas service at temperatures down to -320°F (-196°C)



FEATURES

- All valves are cleaned and packaged for oxygen service.
- Bubble tight to 95% of set pressure.
- Color coded labels for ease of set pressure identification.
- PTFE and fluorosilicone seat materials provide leak free performance and longer cycle life.
- Reseat pressure greater than 75% of set pressure.
- Pipe away adapter available.
- Tamper resistant adjustment screw.
- Repeatable performance.
- 100% factory tested.

GENERAL APPLICATION

The C600 protects piping, storage tanks and process equipment used in the distribution of industrial gases against damage caused by liquefied gas expansion.

TECHNICAL DATA

Material:
Body Brass
Seat PTFE or Fluorosilicone
Spring Stainless steel
Sizes: 1/4", 3/8", 1/2"
Connections: Threaded NPT and SAE-6
Pressure range: 15 to 600 psig
(1.1 to 41.3 barg)
Temperature range: -320° to +200°F
(-196° to +93.3°C)

Code:



CASH VALVE MODEL C600 CRYOGENIC RELIEF VALVE

SPECIFICATIONS

PARTS AND MATERIALS

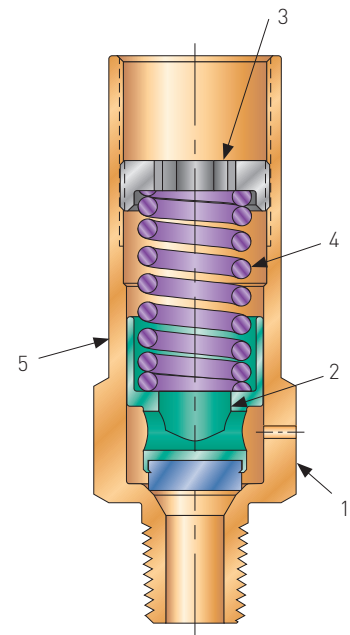
Item	Description	Material
1	Body	BRS ASMT B16
2	Piston sub	BRS ASMT B16 / PTFE
3	Adjusting screw	BRS ASMT B16
4	Spring	SST ASTM A313-302 / 17-7
5	Label	Polyester

SIZES (in)

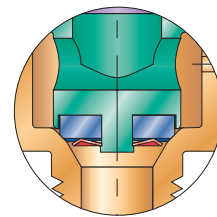
Valve size	Height	Wrenching hex	Orifice size
1/4	2.83	7/8	0.29
3/8	2.83	7/8	0.29
1/2	3.00	7/8	0.29

LABEL CODES

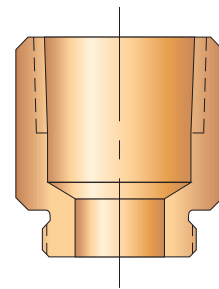
Psi	Bar	Color
22	1.5	Yellow
35	2.4	Purple
50	3.4	White
100	6.9	Gray
125	8.6	Green
150	10.3	Red
230	15.9	Blue
250	17.2	Light blue
350	24.1	Orange
400	27.6	Black
450	31.0	Pink
500	34.5	Light green



PTFE SEAT



OPTIONAL FLUOROSILICONE SEAT



OUTLET PIPE ADAPTER
 Variation 02: 3/8 NPT connection
 Variation 03: 1/2 NPT connection

CASH VALVE MODEL C600 CRYOGENIC RELIEF VALVE

CAPACITIES

SERVICE: ASME SECTION VIII AIR, ENGLISH, (SCFM) SLOPE = 0.792 SCFM/PSIA

Set press. (psig)	Capacity (SCFM)	Set press. (psig)	Capacity (SCFM)	Set press. (psig)	Capacity (SCFM)	Set press. (psig)	Capacity (SCFM)
15	26	100	99	270	247	440	395
20	30	110	107	280	256	450	404
25	34	120	116	290	264	460	412
30	38	130	125	300	273	470	421
35	42	140	134	310	282	480	430
40	46	150	142	320	290	490	439
45	51	160	151	330	299	500	447
50	55	170	160	340	308	510	456
55	60	180	168	350	317	520	465
60	64	190	177	360	325	530	473
65	68	200	186	370	334	540	482
70	73	210	195	380	343	550	491
75	77	220	203	390	351	560	500
80	81	230	212	400	360	570	508
85	86	240	221	410	369	580	517
90	90	250	229	420	378	590	526
95	94	260	238	430	386	600	534

SERVICE: ASME SECTION VIII AIR, METRIC, (Nm³/hr) SLOPE = 17.05 (Nm³/hr)/BARA

Set press. (barg)	Capacity (Nm ³ /hr)	Set press. (barg)	Capacity (Nm ³ /hr)	Set press. (barg)	Capacity (Nm ³ /hr)	Set press. (barg)	Capacity (Nm ³ /hr)
1.1	40	7.5	158	18	355	31	599
1.5	46	8	167	19	374	32	617
2	55	8.5	177	20	392	33	636
2.5	64	9	186	21	411	34	655
3	74	9.5	195	22	430	35	674
3.5	83	10	205	23	449	36	692
4	92	11	224	24	467	37	711
4.5	102	12	242	25	486	38	730
5	111	13	261	26	505	39	749
5.5	120	14	280	27	524	40	767
6	130	15	299	28	542	41	786
6.5	139	16	317	29	561	41.3	792
7	149	17	336	30	580		

CASH VALVE MODEL C600 CRYOGENIC RELIEF VALVE

CAPACITIES

SELECTION GUIDE

Example:	C600	M	A	B	T	-	01	K	0100
Model									
C600 Safety valve									
Connection									
M Male NPT									
S Male SAE									
Connection size									
A 1/4"									
B 3/8"									
C 1/2"									
D 3/16" (SAE only)									
Orifice size									
B [0.066 in ²]									
Seat material									
T PTFE (90 - 600 psig only)									
F Fluorosilicone (FVMQ) (15 - 140 psig only)									
Design variation									
(-) Indicates original design									
Variation									
01 Standard version									
02 With pipe adapter 3/8" NPT									
03 With pipe adapter 1/2" NPT									
Service									
K Air/gas ASME Section VIII (PTFE seat only)									
N Non-code air/gas									
Set pressure									
0015 15 psig (1.0 barg)									
0600 600 psig (41.3 barg)									

Neither Emerson, Emerson Automation Solutions, nor any of their affiliated entities assumes responsibility for the selection, use or maintenance of any product. Responsibility for proper selection, use, and maintenance of any product remains solely with the purchaser and end user.

Cash Valve is a mark owned by one of the companies in the Emerson Automation Solutions business unit of Emerson Electric Co. Emerson Automation Solutions, Emerson and the Emerson logo are trademarks and service marks of Emerson Electric Co. All other marks are the property of their respective owners.

The contents of this publication are presented for informational purposes only, and while every effort has been made to ensure their accuracy, they are not to be construed as warranties or guarantees, express or implied, regarding the products or services described herein or their use or applicability. All sales are governed by our terms and conditions, which are available upon request. We reserve the right to modify or improve the designs or specifications of such products at any time without notice.

Emerson.com/FinalControl